

## VASARI 3 ROUND FIX DARK LIGHT REFLECTOR

RECESSED ROUND FIX  
DOWNLIGHT LUMINAIRE



- Compatible with MR16, 35 and 50 series LED modules
- Colour temperature options: 2700K, 3000K, 4000K, 5000K, tuneWHITE™, WARM DIM
- Colour rendering index: 85 or 95
- Up to 50,000 hours L80 lamp life with LM80 tested LED chip packages
- Beam pattern options: 10°, 20°, 35°, 60° (depending on LED module)
- Luminous flux: 310lm to 1600lm (depending on LED module)
- Supplied with non-dimmable or phase/0-10V/DALI dimmable LED driver
- 90mm cutout
- ATePS™ Automated Thermal Protection System
- ComfyEYE, reduced flicker percentage
- X-Beam, maximising light output ratio with converging optical lens
- Interchangeable LED module system
- Optional 40° linear lens, IP54 seal, colour, light effect filters and honeycomb anti-glare louvre



The information above is at nominal values accuracy of +/-7%.

FIXTURE COLOUR OPTIONS




Matt White



Matt Black

REFLECTOR COLOUR OPTIONS



Chrome "Dark Light Reflector"

### AVAILABLE OPTIONS

#### LED MODULE



MR16

35/50N

50C/P

#### TEMPERATURE



ProART



tuneWHITE™



WARM DIM

#### DRIVER




(ND)

(PH)

(AN)

(DA)

#### ACCESSORIES



Honeycomb Anti-Glare Louvre

Soft Lens

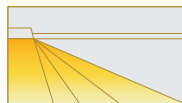
40° Linear Lens

IP54

#### BEAM ANGLE

##### SINGLE CCT

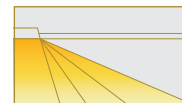
35 NEST / 50 NEST / 50 CLASSIC / 50 PRO



10° 20° 35° 60°

##### WARM DIM

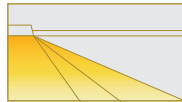
35 NEST / 50 NEST



10° 20° 35° 60°

##### tuneWHITE™

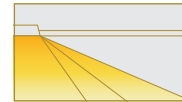
50 NEST / 50 PRO



20° 35° 60°

##### WARM DIM

50 PRO

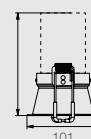


20° 35° 60°


### DIMENSIONS (MM)

\*Displayed height measurements are for highest point of tilting.

35N	: 95
50N	: 120
50C/P	: 120
MR16	: 95



101

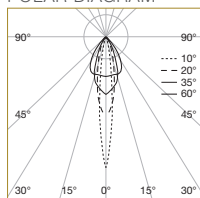


(refer to module driver dimensions)

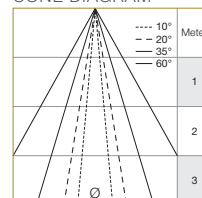
# VASARI 3 DARK LIGHT REFLECTOR

### 50 PRO

POLAR DIAGRAM



CONE DIAGRAM



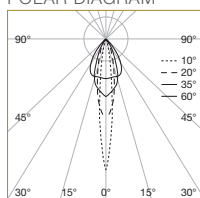
Ø = DIAMETER

	E <sub>max</sub> (lx)			
	10°	20°	35°	60°
E (0°)	9629	8852	3869	1271
Cone DØ (m)	0.19	0.26	0.6	1.22
E (0°)	2407	2213	917	318
Cone DØ (m)	0.38	0.52	1.20	2.44
E (0°)	1070	984	408	141
Cone DØ (m)	0.57	0.78	1.80	3.66

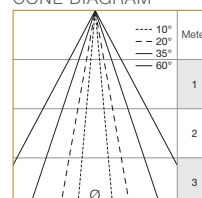
Correction Factor : 50C - f = 0.8  
50N - f = 0.63  
35N - f = 0.5

### 50 NEST WARM DIM

POLAR DIAGRAM



CONE DIAGRAM



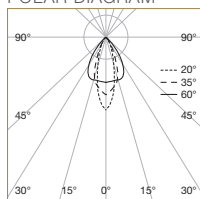
Ø = DIAMETER

	E <sub>max</sub> (lx)			
	10°	20°	35°	60°
E (0°)	3111	1747	1027	356
Cone DØ (m)	0.19	0.34	0.6	1.22
E (0°)	778	437	257	89
Cone DØ (m)	0.38	0.68	1.20	2.44
E (0°)	346	194	114	40
Cone DØ (m)	0.57	1.02	1.80	3.66

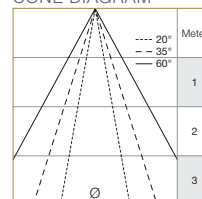
Correction Factor : 35N - f = 0.74

### 50 PRO WARM DIM

POLAR DIAGRAM



CONE DIAGRAM

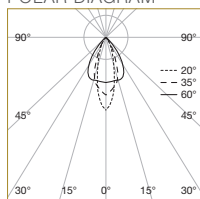


Ø = DIAMETER

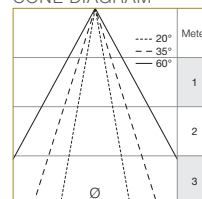
	E <sub>max</sub> (lx)		
	20°	35°	60°
E (0°)	4784	2813	974
Cone DØ (m)	0.34	0.6	1.22
E (0°)	1196	703	244
Cone DØ (m)	0.68	1.20	2.44
E (0°)	532	313	108
Cone DØ (m)	1.02	1.80	3.66

### 50 PRO tuneWHITE™

POLAR DIAGRAM



CONE DIAGRAM



Ø = DIAMETER

	E <sub>max</sub> (lx)		
	20°	35°	60°
E (0°)	4160	2446	847
Cone DØ (m)	0.34	0.6	1.22
E (0°)	1040	612	212
Cone DØ (m)	0.68	1.20	2.44
E (0°)	462	272	94
Cone DØ (m)	1.02	1.80	3.66

Correction Factor : 50N - f = 0.6

## VASARI 3 DARK LIGHT REFLECTOR

### ORDERING MATRIX CHART



FIXTURE							SINGLE CCT LED MODULE				DRIVER
Type	Trim Options	Shape	Angle	Colour	Reflector Color	Accessories	LED Power	Beam Angle	Colour Temp	CRI	Dimming
<b>VASARI-3</b>	—	—	—	—	—	—	—	—	—	—	—
	Trim	<b>RD</b> Round	<b>FX</b> Fix	<b>WH</b> Matt White	<b>CR</b> Chrome	None	<b>35N</b> 6W	<b>10</b> 10°	<b>27</b> 2700K	Standard	<b>ND</b> Non-Dim
	<b>X</b> Trimless	<b>SQ</b> Square	<b>TL</b> Tilt	<b>MB</b> Matt Black		<b>AGL</b> Anti-Glare Louvre	<b>50N</b> 7.5W	<b>20</b> 20°	<b>30</b> 3000K	<b>PA</b> ProART	<b>PH</b> Phase
						<b>SL</b> Soft Lens	<b>50C</b> 10W	<b>35</b> 35°	<b>40</b> 4000K		<b>AN</b> 0-10V
						<b>LL</b> Linear Lens	<b>50P</b> 13W	<b>60</b> 60°	<b>50</b> 5000K		<b>DA</b> DALI
						<b>IP</b> IP54					
							<b>WARM DIM LED MODULE</b>				<b>DRIVER</b>
							<b>35N</b> 6W	<b>10</b> 10°	<b>WD</b> WARM DIM	<b>PA</b> ProART	<b>PH</b> Phase
							<b>50N</b> 7.5W	<b>20</b> 20°			<b>AN</b> 0-10V
							<b>50P</b> 13W	<b>35</b> 35°			<b>DA</b> DALI
								<b>60</b> 60°			
							<b>tuneWHITE™ LED MODULE</b>				<b>DRIVER</b>
							<b>50N</b> 7.5W	<b>20</b> 20°	<b>TW</b> tuneWHITE™	<b>PA</b> ProART	<b>DA</b> DALI
							<b>50P</b> 13W	<b>35</b> 35°			
								<b>60</b> 60°			

\*\*IP54 seal accessory is only valid for fix angle fixtures only.

\*10° Beam angle option is only available with 35N and 50N WARM DIM LED Modules.

example: VASARI-3.X.RD.FX.WH.CR.IP.50P.35.27.DA  
\*Custom RAL colour options available.